



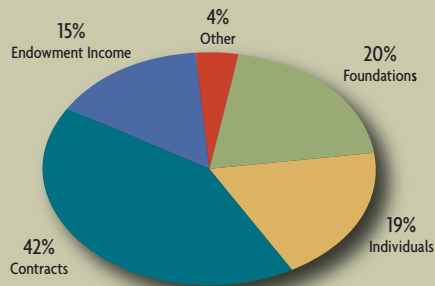
# Financial Summary

| COMBINED INCOME                            | \$ Amount          |
|--|--------------------|
| <b>Contributions</b>                       |                    |
| Foundations                                | \$ 490,425         |
| Individuals                                | 465,443            |
| Corporations                               | 37,797             |
| <b>TOTAL</b>                               | <b>\$993,665</b>   |
| <b>Other Revenue</b>                       |                    |
| Government and Other Contracts             | 1,021,763          |
| Endowment                                  | 370,400            |
| Program Fees and Sponsorships, Rent, Other | 42,584             |
| <b>TOTAL</b>                               | <b>\$1,434,747</b> |
| <b>COMBINED INCOME</b>                     | <b>\$2,428,412</b> |

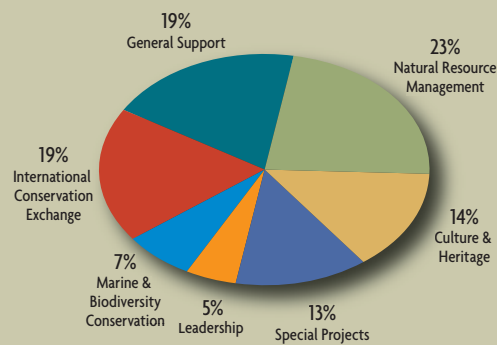
| COMBINED EXPENSES                     | \$ Amount          |
|---------------------------------------|--------------------|
| <b>Atlantic Region Programs</b>       |                    |
| Natural Resource Management           | \$ 551,453         |
| Culture and Heritage                  | 335,326            |
| Special Projects                      | 311,906            |
| Leadership                            | 116,762            |
| The Sounds Conservancy Marine Program | 93,577             |
| Biodiversity Conservation             | 81,872             |
| <b>International Programs</b>         |                    |
| International Stewardship             | 231,367            |
| Middle East Conservation Exchange     | 226,296            |
| <b>General Support</b>                |                    |
| Administration and Board Relations    | 357,571            |
| Development and Communications        | 117,029            |
| <b>COMBINED EXPENSES</b>              | <b>\$2,423,159</b> |
| <b>SURPLUS</b>                        | <b>\$ 5,253</b>    |

| CONSOLIDATED EXPENSE CATEGORY                              | \$ Amount          |
|--|--------------------|
| <b>Atlantic Region</b>                                     |                    |
| New England, Eastern Canada                                | \$1,490,895        |
| <b>International Stewardship and Conservation Exchange</b> | 457,664            |
| <b>General Support</b>                                     | 474,600            |
| <b>TOTAL</b>   | <b>\$2,423,159</b> |

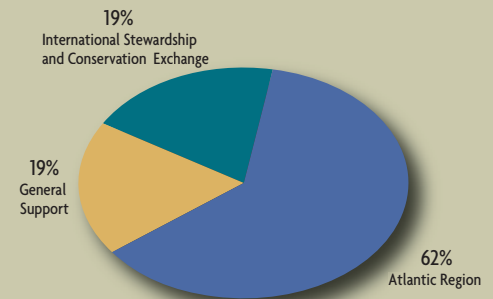
Combined Income



Combined Expenses



Consolidated Expense Category



Figures represent unaudited income and expense, 1 September 2009 through 31 August 2010. All income and expenses are expressed in U.S. dollars. A complete copy of the Audited Financial Statement is available upon request from QLF. The Audit is prepared by Nardella & Taylor, LLP, of Lexington, Massachusetts.